



Annual Report 2022

Buthaina AlSelwi

Program Manager



TABLE OF CONTENTS

Introduction.....	3
1. Diagram of Sectors	4
2. level of Funding for Sectors	5
3. Beneficiary Analysis	7
4. Beneficiary Statistics	10
5. Sectoral Achievement Indicators.....	12
6. General Summary.....	13
7. Interventions Map.....	14

INTRODUCTION

In March 2022, Yemen entered the eighth year of conflict. The conflict has exacerbated pre-existing food insecurity, widespread humanitarian and development crises and resulted in significant damage to the economy, physical infrastructure, service provision, health and education systems, as well as the social fabric. While many of these are the direct impacts of war, others are due to the conflict's indirect effects, including a lack of food supply and degraded living conditions.

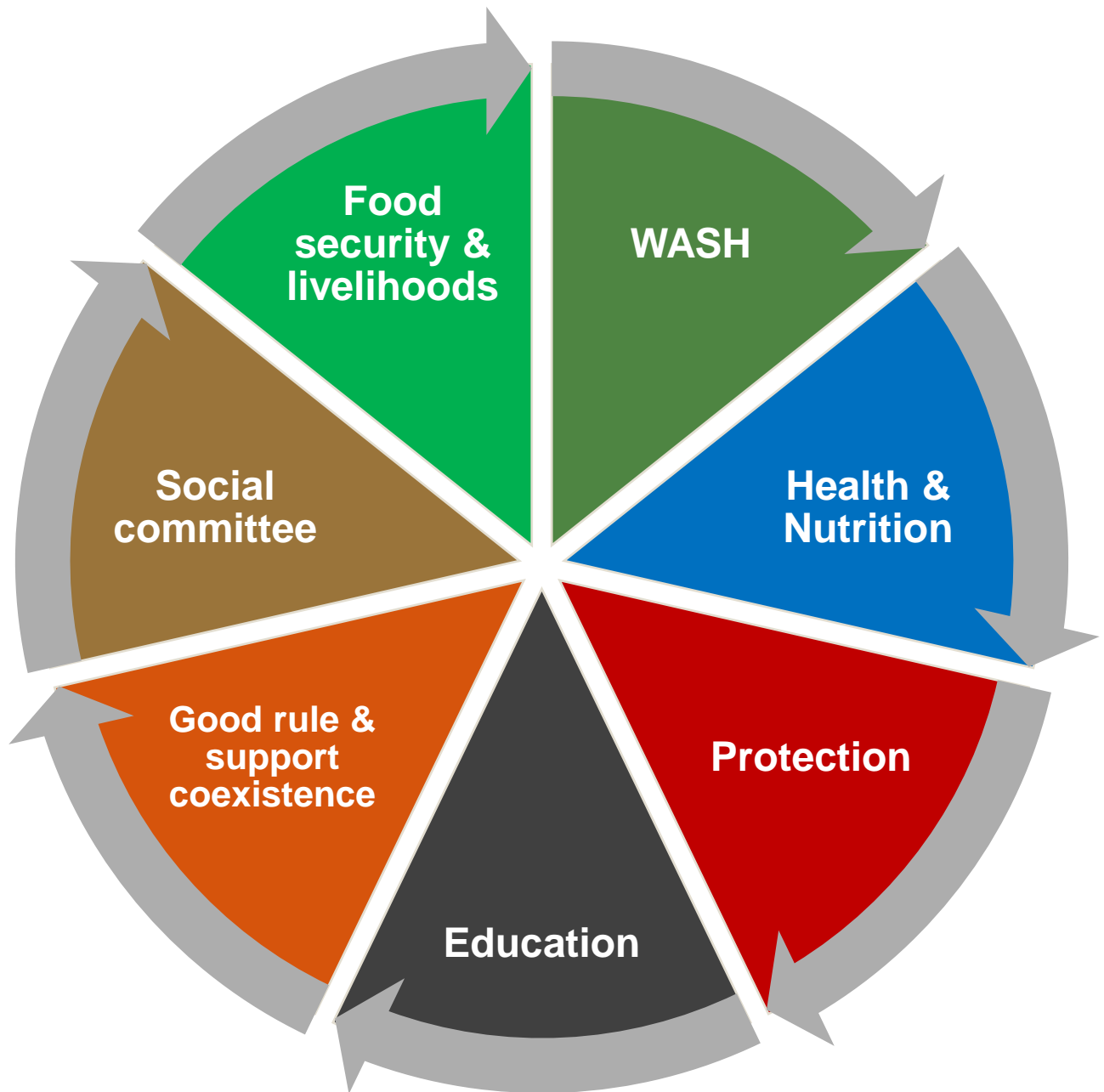
The 2022 Integrated Phase Classification (IPC) reveals an increasingly dire humanitarian situation, projecting a further deterioration over the coming period. IPC projections for the remainder of 2022 indicate that 19 million people (60 percent of the population) will experience acute food insecurity. Of these, 7.1 million people and 161,000 people will experience food insecurity at emergency levels and catastrophic/famine-like conditions respectively. Combined with high intergenerational levels of stunting and anemia and widespread chronic malnutrition, this situation will exacerbate the acute nutrition crisis, with 538,000 children under the age of five predicted to suffer from life-threatening severe acute malnutrition while a further 1.56 million will stand to suffer from moderate acute malnutrition.

Given the deteriorating economic situation in Yemen, fragile truce coupled with the impact of COVID-19 and the spillover effects from the Ukraine crisis, it is anticipated that there will be a continuing escalation of the food security and nutrition situation in Yemen. This will hence require humanitarian actors to continue responding to the overwhelming needs while seeking localized opportunities to begin addressing the longer-term needs, risks, and vulnerabilities of Yemenis.

In addition, in light of the tense security conditions, displaced women are exposed to many risks and violations, not to mention that they have often become the only breadwinner for their families, who have lost everything they own, in addition to the economic, living and social difficulties that prevent them from obtaining a source of income that helps them to be self-sufficient without the need to search for aid, which often also exposes it to exploitation and various violations, or pushes them to leave children, either to engage in military work or to beg. The governorates of Al-Hodeidah and Taiz are among the governorates that receive the most displaced people, as the number of IDPs reached, according to OCHA reports, that the number of IDPs in Al-Hodeidah Governorate (361.9 thousand) displaced, as about 72% of the population of Al-Hodeidah governorate are considered among the neediest groups, and in Taiz Governorate (402.3 thousand) are displaced, as about 81% of the population of Taiz governorate are considered among the neediest groups.



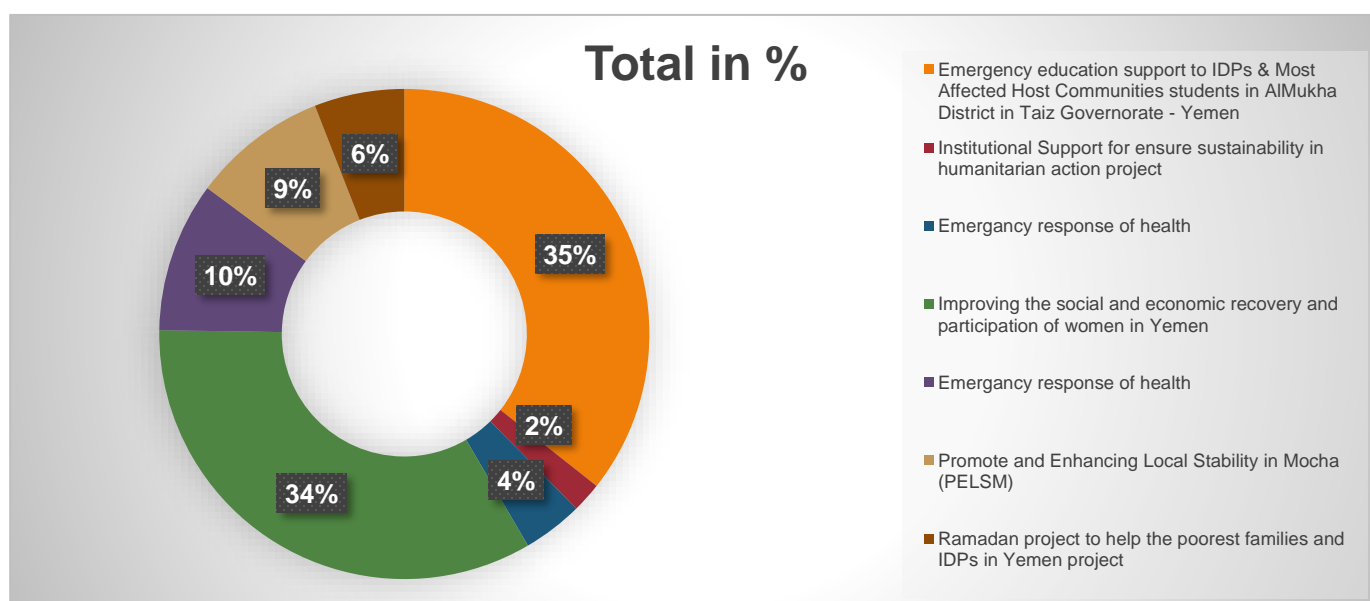
1. DIAGRAM OF SECTORS



2. LEVEL OF FUNDING FOR SECTORS

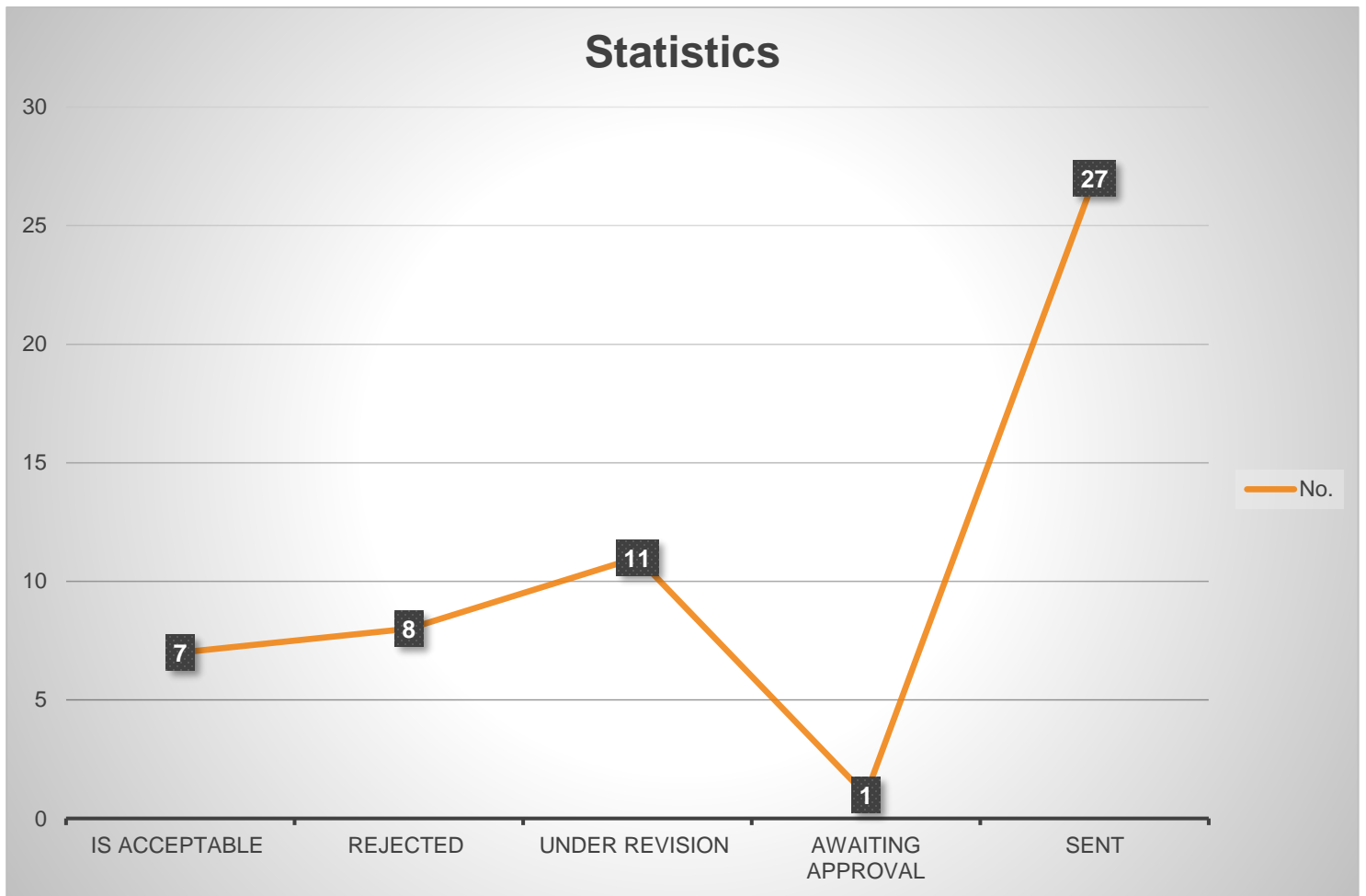
This table shows the amount of funds received by the Foundation during 2022, as the funding sources focused on five projects funded by POMOZI.BA, FARMAMONDY, YHF , SaferWorld & WPHF , UN Women and Chemonics.

Name Projects	Donor	Funding in USD	Funding in YR	Total in %
Emergency education support to IDPs & Most Affected Host Communities students in AIMukha District in Taiz Governorate - Yemen	YHF	199,580	111,516,300	36%
Institutional Support for ensure sustainability in humanitarian action project	Saferworld	8,400	4,687,200	2%
Emergency response of health	FARMAMONDY	21,508	12,001,464	4%
Improving the social and economic recovery and participation of women in Yemen	UN women & WPHF	189,763	105,887,754	34%
Emergency response of health	FARMAMONDY	55,000	30,690,000	10%
Promote and Enhancing Local Stability in Mocha (PELSM)	Chemonics	50,000	27,900,000	9%
Ramadan project to help the poorest families and IDPs in Yemen project	PARMOZI	32700	18,246,600	6%
Total		556,951	310,929,318	100%



Proposals that have been worked on and submitted:

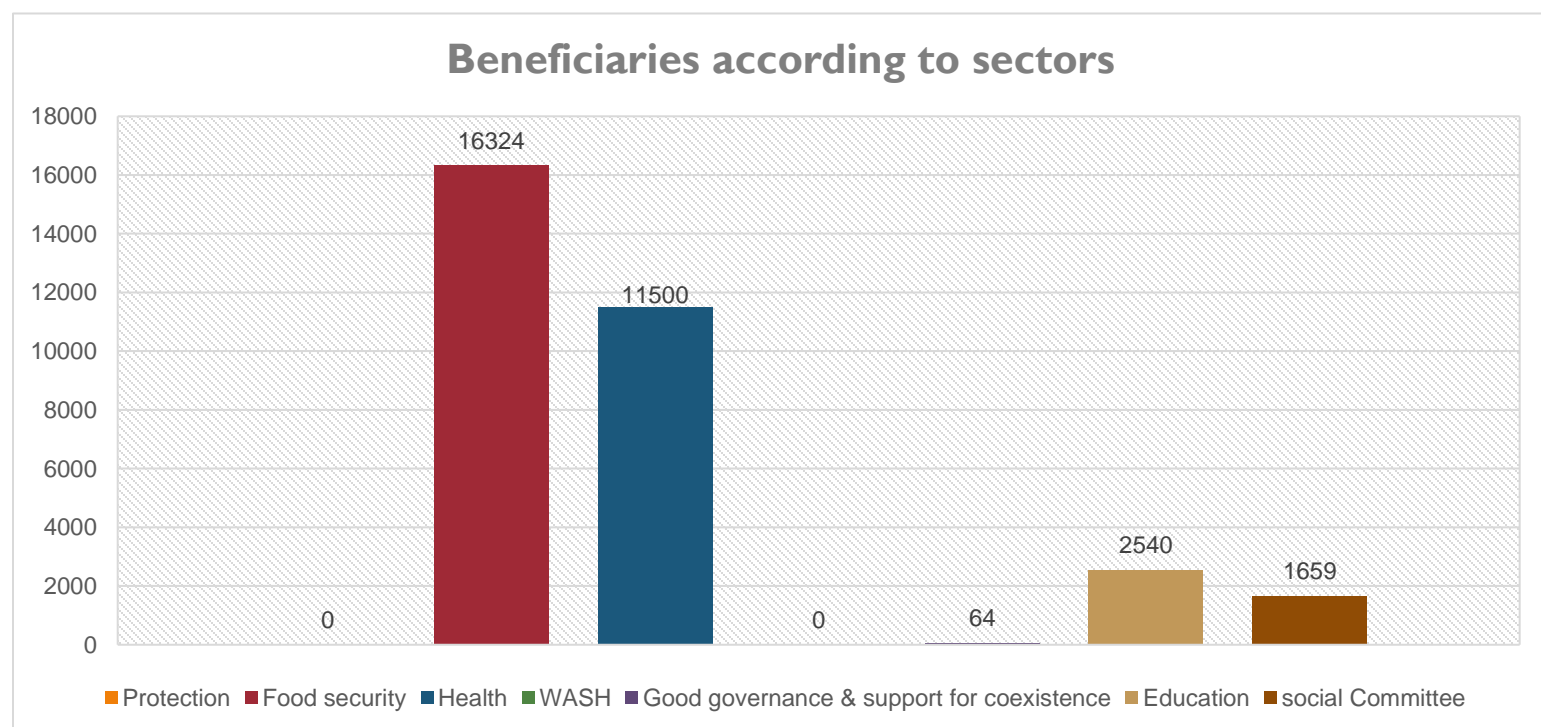
During the year, many project proposals were written according to the needs in the field, the grants offered, and the work was to coordinate and communicate with more than one party to send proposals ready for implementation. The diagrams below show what projects have been accepted, the number of consignments that are still under administrative review, and the number of projects that have been rejected by donors & Awaiting approval.



3. BENEFICIARY ANALYSIS

Through the tables below, we will clarify the number of beneficiaries in all sectors within the classifications of males, females, boys and girls, and we will clarify the number of beneficiaries from each region, which will be detailed according to the areas in which work has been carried out during 2022.

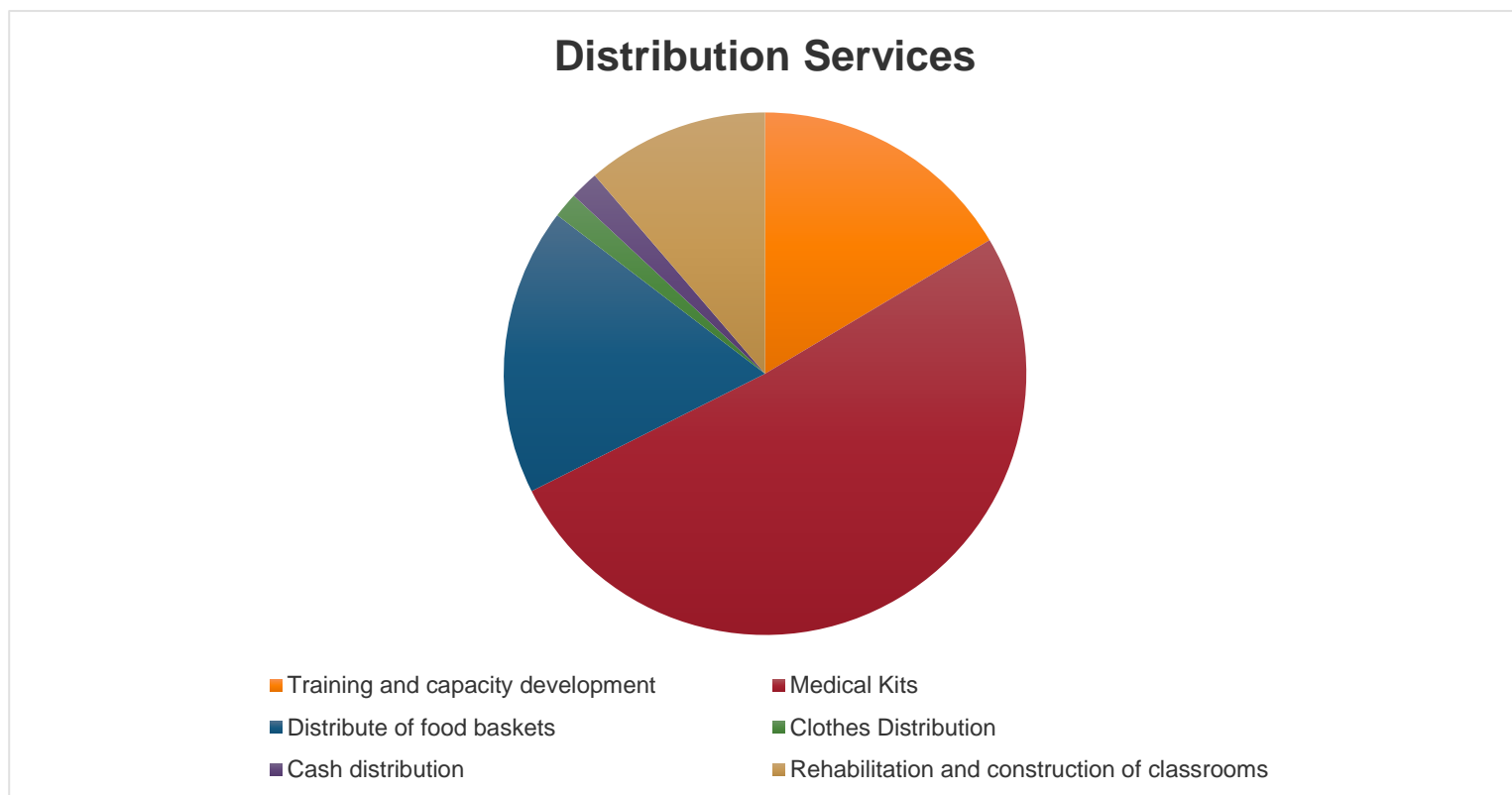
Total	Social Committee	Education	Good governance & support for coexistence	WASH	Health	Food security	Protection	Category / Sector
7070	388	29	58	0	2254	4341	0	Male
7230	426	46	6	0	2346	4406	0	Female
8403	381	899	0	0	3381	3742	0	Boy
9384	464	1566	0	0	3519	3835	0	Girl
32087	1659	2540	64	0	11500	16324	0	Total



This table shows the type of services provided and the number of families benefiting from each service during 2022.

Services	HHs
Training and capacity development	529
Medical Kits	1643
Distribute of food baskets	572
Clothes Distribution	50
Cash distribution	57
Rehabilitation and construction of classrooms	363

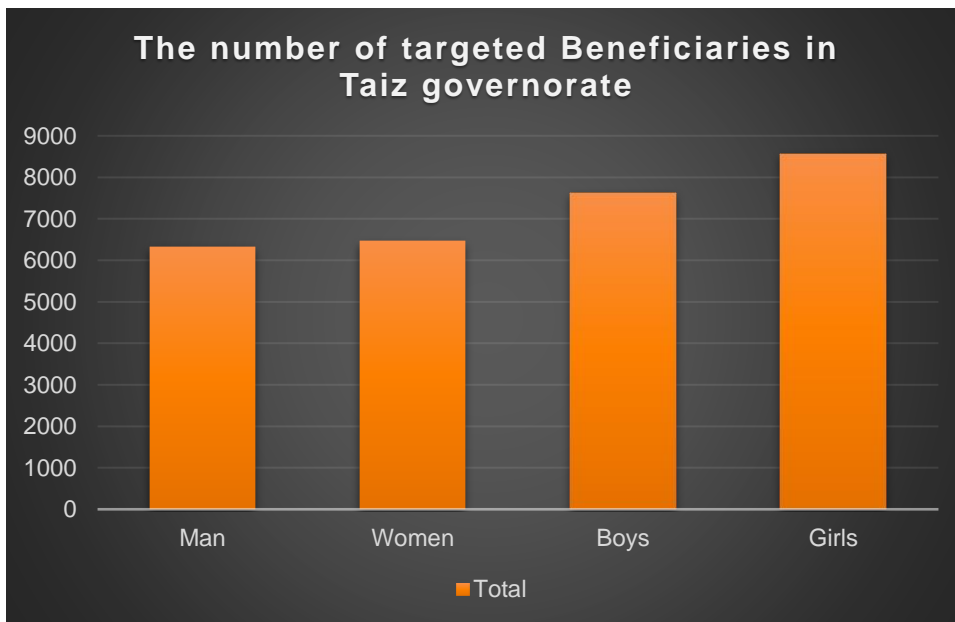
A graph showing the statistics of the families benefiting from the services:



4. BENEFICIARY STATISTICS

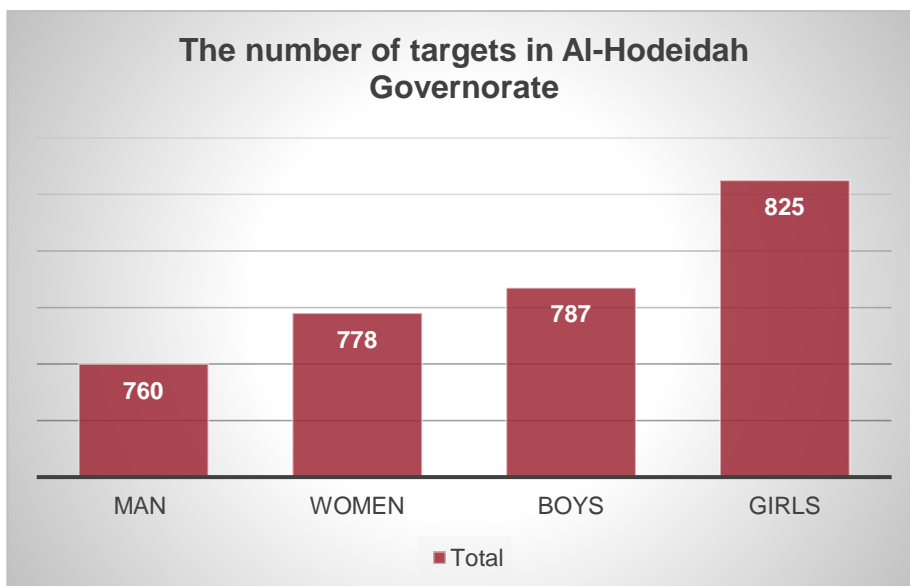
In this section we will explain the number of beneficiaries (families and individuals) according to the targeted areas and No. of projects in Taiz and Al Hudaydah .

Taiz Governorate: Six projects implemented with funding from (UN women & WPHF, FARMAMUNDI, Saferworld, Chemonics and YHF)



Total	Beneficiaries
6310	Man
6452	Women
7616	Boys
8559	Girls
28937	Total

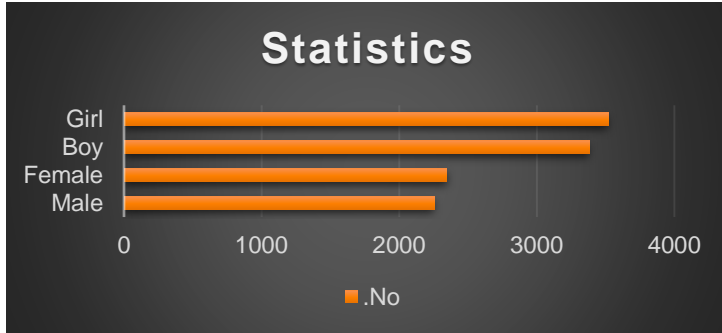
Al-Hodeidah Governorate: One project implemented with funding from (PARMOZI).







Total	Beneficiaries
760	Man
778	Women
787	Boys
825	Girls
3150	Total

A graph showing the statistics of the individuals benefiting from the services in each sector separately (males, females, girls, and boys).

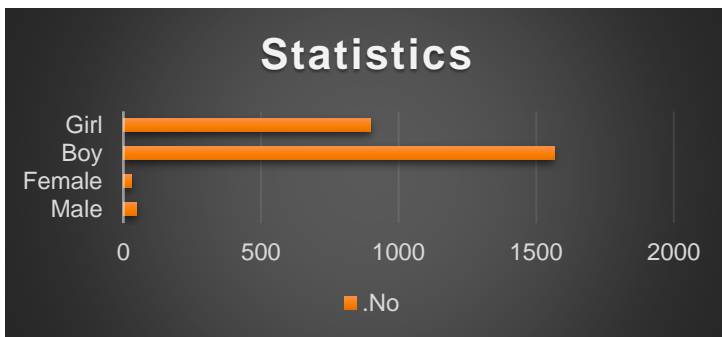
Health







-  2346
-  2254
-  3519
-  3381



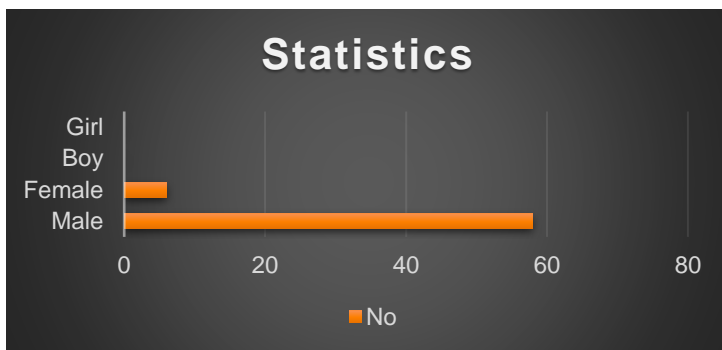
Education







-  46
-  29
-  1566
-  899

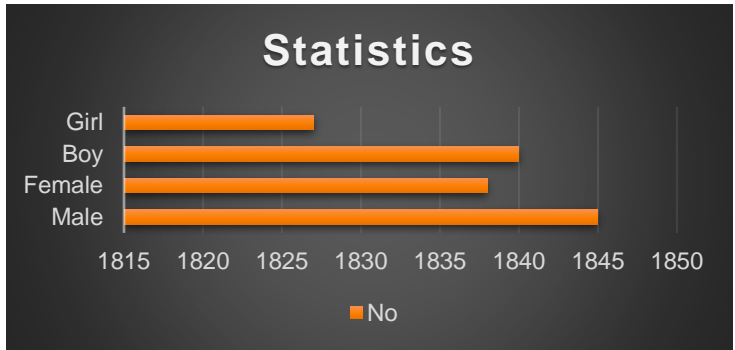






Good governance and support for coexistence



-  6
-  58
-  0
-  0





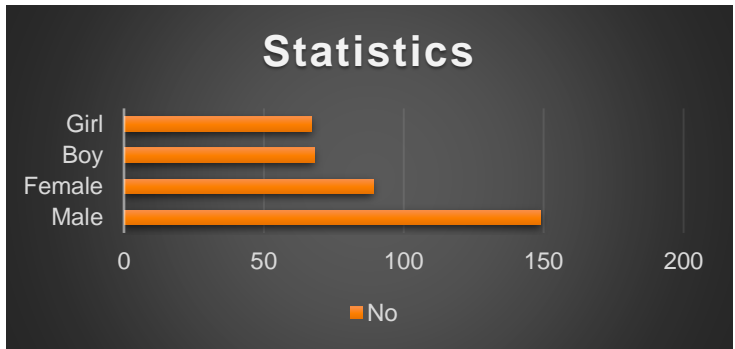
-  4341
-  4406
-  3835
-  3742





Food security



-  0
-  0
-  0
-  0

Protection



-  426
-  388
-  464
-  381

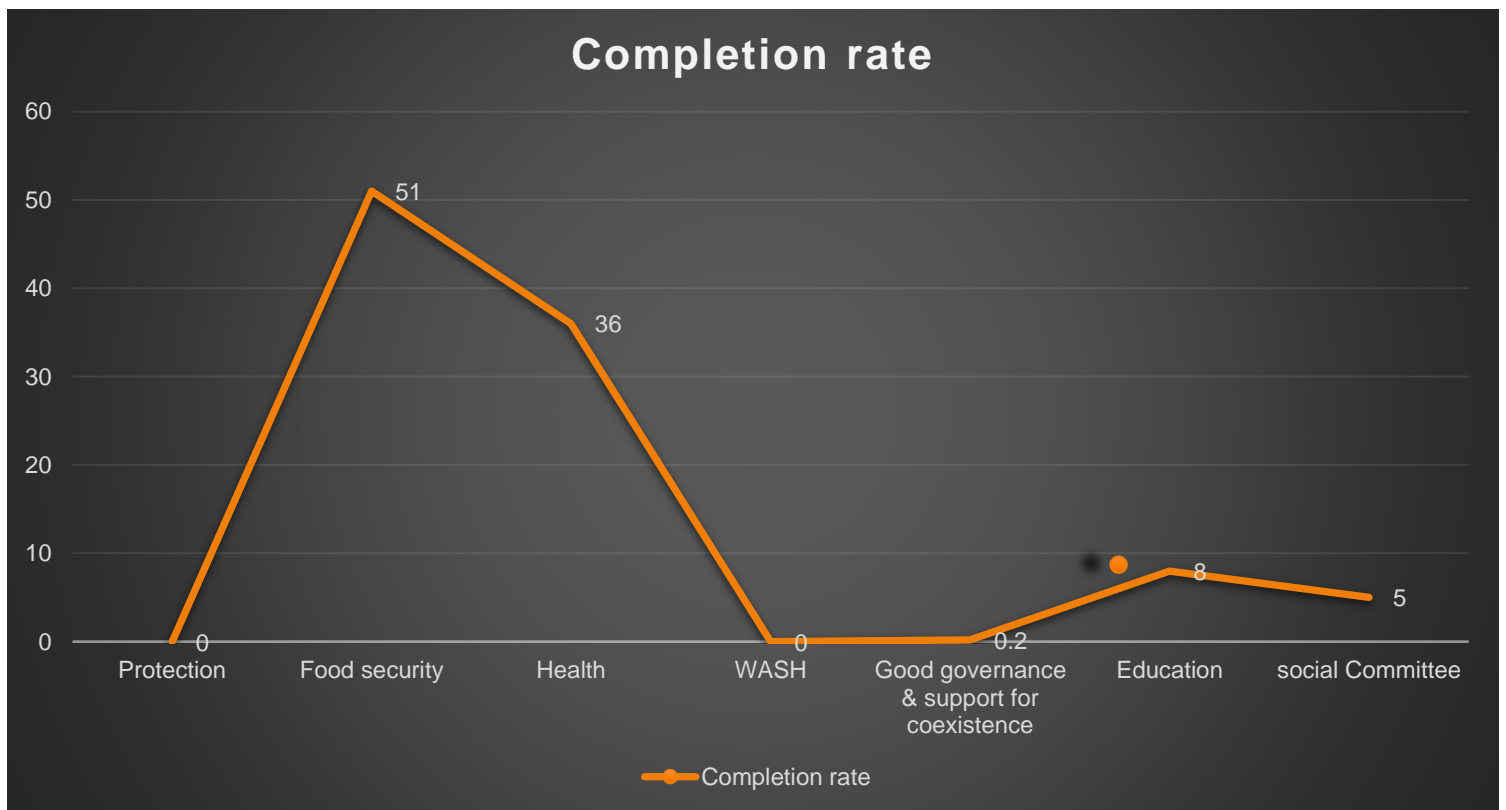
Social Committee



5. SECTORAL ACHIEVEMENT INDICATORS

This is the percentage, we mentioned to the rate of achievement in each sector in 2022.

Social Committee	Education	Good governance & support for coexistence	WASH	Health	Food security	Protection	Sector
5%	8%	0.2%	0%	36%	51%	0%	Completion rate



6. GENERAL SUMMARY

Budget **556,951 \$**



Projects (**Seven projects**)



Beneficiaries **32087 person**



work hours **1584** in 2022



529 person trained



3580 IDPs



7. INTERVENTIONS MAP

In this map, the location of the interventions is correct in orange circles, as the intervention took place in **Two governorates** (Taiz and Al-Hudaydah).

